

Name of Listed Equity: PILANI INVESTMENT & INDUSTRIES CORP LTD

Scrip Code:

Shareholding Pattern Filed under: Reg. 31(1)(b) Quarter Ended: 31/12/2018

Particulars	Yes	No
1 Whether the Listed Equity has issued any Partly Paid up shares?		No
2 Whether the Listed Equity has issued any Convertible Securities or Warrants?		No
3 Whether the Listed Equity has any shares against which Depository Receipts are issued?		No
4 Whether the Listed Equity has any shares in Locked-in?		No
5 Whether any shares held by Promoters are Pledge or otherwise encumbered?		No




TABLE I - SUMMARY STATEMENT HOLDERS OF SECURITIES

Category of shareholders group	Nos. of Shares	No. of Fully Paid-up Shares	No. of Partly Paid-up Shares	No. of Shares Deposited	Total Nos. of Shares	Shareholding per SSI, as a % of (I)+(II)+(III)+(IV)	Number of Voting Rights held in each class of securities		No. of Shares Underlying of convertible securities (including share capital)	No. of Locked Shares	Number of Shares pledged or otherwise encumbered	Number of Shares held in demeritized form
							Class X	Class Y				
(A) Promoter & Promoter Group	8	453416	-	-	453416	57.599	453416	453416	57.599	453416	-	453416
(B) Public	6148	357394	-	-	357394	42.401	357394	357394	42.401	357394	-	357394
(C) Non Promoter - Non Public	-	-	-	-	-	-	-	-	-	-	-	-
(D) Shares underlying DRs	-	-	-	-	-	-	-	-	-	-	-	-
(E) Shares held by Employee Trusts	-	-	-	-	-	-	-	-	-	-	-	-
TOTAL	6156	790810	-	-	790810	100.000	790810	790810	100.000	790810	-	777869




TABLE II - STATEMENT SHOWING SHAREHOLDING OF THE PARENTS AND PARENTS GROUP

Category of Shareholders	PAN	Nos. of Shares	% of Paid-up Capital	No. of Particulars of Shares	Total Shares	% of Paid-up Capital	No. of Voting Rights	Total	% of Total Voting Rights	Convertible Securities	% of Total Voting Rights	No. of Shares	% of Total	No. of Shares	% of Total
(1) Indian															
(a) Individuals/Minor undivided Family															
(b) Central Government/State Government(s)															
(c) Financial Institutions/Banks															
(d) Any Other															
Indus Corporate		6	4177107	4177107	52.942	4177107	4177107	52.942	34.678	32.942	34.678	4177107	4177107	52.942	4177107
INDIAN BANKING AND COMMERCE			2744194	2744194	34.678	2744194	2744194	34.678				2744194	2744194	34.678	2744194
STATE BANK OF INDIA			17521	17521	0.222	17521	17521	0.222	0.004	0.222	0.004	17521	17521	0.222	17521
K. K. KOTLA FINANCIAL INSTITUTION			300	300	0.004	300	300	0.004				300	300	0.004	300
INDIA GENERAL INSURANCE CO. LTD.			6700	6700	0.085	6700	6700	0.085				6700	6700	0.085	6700
INDIA INVESTMENT & FINANCE CORPORATION LIMITED			1493986	1493986	17.770	1493986	1493986	17.770	0.043	17.770	0.043	1493986	1493986	17.770	1493986
PARASATI INVESTMENT LTD.			3408	3408	0.043	3408	3408	0.043				3408	3408	0.043	3408
ZENITH DISTRIBUTORS AND AGENT S. LTD.		2	372307	372307	4.708	372307	372307	4.708	0.209	4.708	0.209	372307	372307	4.708	372307
INDIA EDUCATIONAL INSTITUTION TRUSTS			16500	16500	0.209	16500	16500	0.209				16500	16500	0.209	16500
INDIA EDUCATIONAL SOCIETY			353807	353807	4.499	353807	353807	4.499				353807	353807	4.499	353807
Clearing Members															
Sub-Total (A)(1)		8	4531416	4531416	57.549	4531416	4531416	57.549				4531416	4531416	57.549	4531416
(2) Foreign															
(a) Individuals (Non-Resident Indians)															
(b) Government															
(c) Institutions															
(d) Foreign Portfolio Investor															
(e) Any Other															
Sub-Total (A)(2)															
Total Shareholding of Parents and Parents Group (A)=(A)(1)+(A)(2)		8	4531416	4531416	57.549	4531416	4531416	57.549				4531416	4531416	57.549	4531416

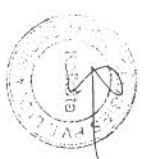



TABLE IV - STATEMENT SHOWS SHAREHOLDING IN THE NEW FINANCIAL YEAR - NEW PUBLIC SHAREHOLDERS

Category of Shareholders	IPW	Nos. of Shares	Nos. of Shares of Fully Paid-up Equity	No. of Partly Paid-up Shares	No. of Shares held in Depository	Total Nos. of Shares	Shareholding as a % of Paid-up Equity	No. of Voting Rights			Total as a % of Total Voting Rights	Convertible Securities (Including Share Capital)	Convertible Securities (Including Share Capital) as a % of Paid-up Equity	Number of Locked in Shares	Number of Shares Put on Hold	Number of Shares Held in dematerialized form
								Class X	Class Y	Total						
(1)	(II)	(III)	(IV)	(V)	(VI)	(VII) = (IV)+(V)+(VI)	(VIII) = (VII)/(IV+V)				(IX)	(X) = (IX)/(VII)	(XI) = (X)/(VII)	(XII)	(XIII)	(XIV)

(1) Custodian or Holder
 (2) Employee Benefit Trust (under SEBI (Share based Employee Benefit) Regulations, 2014)

Total No. of Shares - Non-Paid up Shareholding (C)=(D)+(E)+(F)+(G)

