

Name of Listed Equity: PILANI INVESTMENT & INDUSTRIES CORP LTD

Script Code:

Shareholding Pattern Filed under: Reg. 31(1)(b) Quarter Ended: 30/09/2016

Particulars	Yes	No
1 Whether the Listed Equity has issued any Partly Paid up shares?		No
2 Whether the Listed Equity has issued any Convertible Securities or Warrants?		No
3 Whether the Listed Equity has any shares against which Depository Receipts are issued?		No
4 Whether the Listed Equity has any shares in Locked-in?		No
5 Whether any shares held by Promoters are Pledge or otherwise encumbered?		No





TABLE I - SUMMARY STATEMENT HELDS BY SPECIFIED ENTITIES

Date/Share of Shareholders	Nos. of Shares Held	No. of Shares Held by Promoter Group	No. of Shares Held by Public	No. of Shares Held by Employee Trusts	Underlying % of Shares Held	Number of Shares Held	Number of Shares Held by Promoter Group	Number of Shares Held by Public	Number of Shares Held by Employee Trusts	Underlying % of Shares Held	Number of Shares Held	Number of Shares Held by Promoter Group	Number of Shares Held by Public	Number of Shares Held by Employee Trusts	Underlying % of Shares Held
(A) Promoter & Promoter Group	463416	463416	0	0	100.00	463416	463416	0	0	100.00	463416	463416	0	0	100.00
(B) Public	5688	0	5688	0	1.23	5688	0	5688	0	1.23	5688	0	5688	0	1.23
(C) Non Promoter - Non Public	0	0	0	0	0.00	0	0	0	0	0.00	0	0	0	0	0.00
(D) Shares underlying O/S	0	0	0	0	0.00	0	0	0	0	0.00	0	0	0	0	0.00
(E) Shares held by Employee Trusts	0	0	0	0	0.00	0	0	0	0	0.00	0	0	0	0	0.00
TOTAL	469104	463416	5688	0	100.00	469104	463416	5688	0	100.00	469104	463416	5688	0	100.00



TABLE II - STATEMENT SHOWING SHAREHOLDING OF THE PROMOTER AND PROMOTER GROUP

Category of Shareholders	CIN	Nos. of Shares Held	No. of Fully Paid-up Equity Shares Held	Underlying Depository Receipts	Shareholding as per SEBI, 1977	Shareholding as calculated as per SEBI, 1977	No. of Voting Rights	Total as a % of total voting rights	Convertible Securities (as a % of diluted share capital) (A)+(B)+(C)+(D)+(E)+(F)+(G)	Underlying 17 securities outstanding convertible securities (as a % of diluted share capital) (A)+(B)+(C)+(D)+(E)+(F)+(G)	No. of Shares Held in Shares (XII)	Number of Locked in Shares (XII)	Number of Shares Held in Locked in Shares (XII)	Number of Shares Held in Locked in Shares (XII)	
															(I)
(1) Indian															
(a) Individuals/Hindu undivided Family															
(b) Central Government/State Government															
(c) Financial Institutions/Banks															
(d) Any Other															
(2) Foreign															
(a) Individuals (Non-Resident Individuals/Foreign Individuals)															
(b) Government															
(c) Institutions															
(d) Foreign Portfolio Investor															
(e) Any Other FPIs															
Sub-Total (A)+(B)		10	453446	453446	57.549	453446	453446	57.549	453446	57.549	453446	453446	453446	453446	453446






TABLE III - SHAREHOLDING SHAREHOLDERSHIP OF THE PUBLIC COMPANIES

Category of shareholders	No. of Shareholders	No. of Equity Shares Held	No. of Partly Paid-up Equity Shares	No. of Shares Held as Depository Receipts	Underlying Depository Receipts	No. of Voting Rights	No. of Shares Held as a % of (XIV) = (XV) + (XVI) + (XVII)	Shareholding as calculated as per Section 47(2)	Number of Locked in Shares (XII)	No. of Shares of Locked in Shares of other Equity Shares (XIII) Held in demat form	Number of Shares of other Equity Shares (XIII) Held in demat form
(1) Institutions											
(a) Mutual Funds											
(b) Venture Capital Funds											
(c) Alternative Investment Funds											
(d) Foreign Venture Capital Investors											
(e) Foreign Portfolio Investors											
(f) Financial Institutions/Banks											
(g) Insurance Companies											
(h) Provident Funds/Pension Funds											
(i) Any Other											
Foreign Institutional Investors											
(2) Central Government/State Government(s)/President of India											
(3) Non-Institutions											
(a) Individuals											
(b) Employee Depositors (holding shares/balancing figure)											
(c) Any Other											
(4) Bodies Corporate											
(a) Public Limited Companies											
(b) Private Limited Companies											
(c) Partnerships											
(d) Any Other											
(5) Foreign Institutional Investors											
(6) Foreign Portfolio Investors											
(7) Financial Institutions/Banks											
(8) Insurance Companies											
(9) Provident Funds/Pension Funds											
(10) Any Other											
Sub-Total (1) to (10)											
Total Public Shareholding (1) to (10)											

TABLE III - STRUTEM HOLDING SPREADSHEET OF THE PUBLIC STOCKS

SPR	Class	No. of Shares	No. of Fully Paid-up	No. of Equity	Shares Held	Equity Shares Held	Participating	Underlying Depository	Total No. of Shares	Class X	Class Y	Total	% of Voting Rights	No. of Shares	% of Total	% of Total	Other	Other	Other	

=(0)(1)+(0)(2)+(0)(3)

